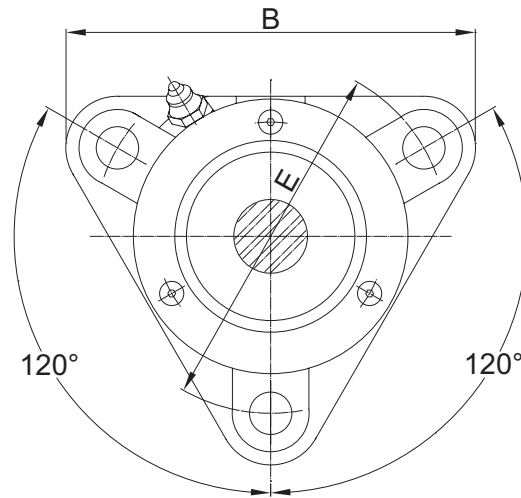
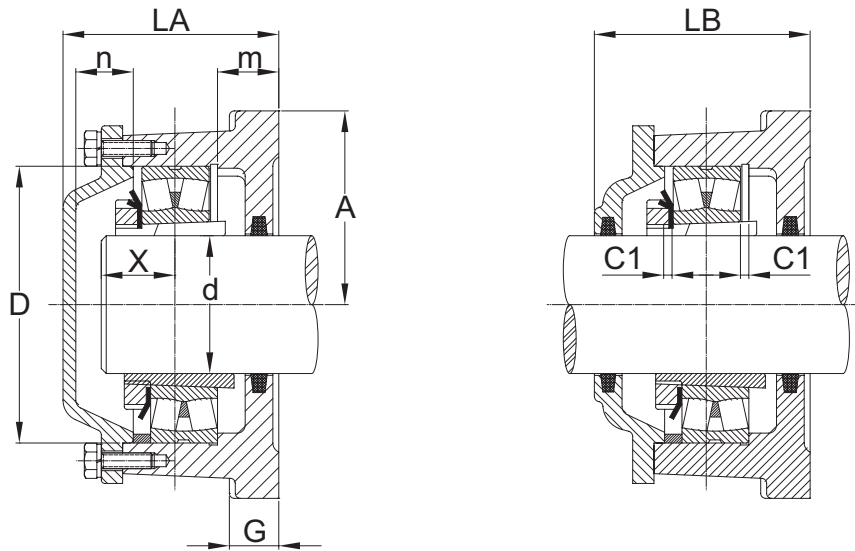


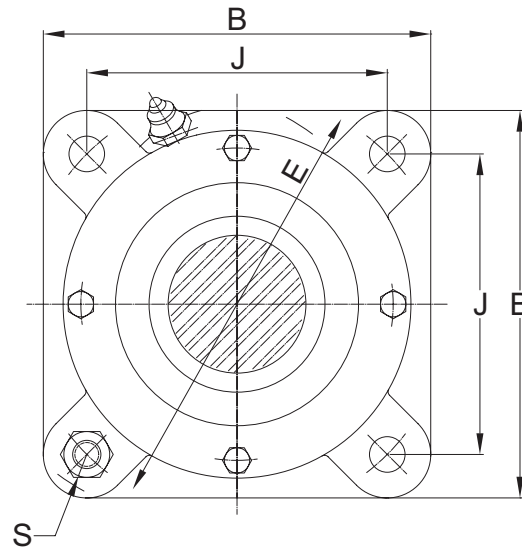
Housing No.	Shaft Dia.	Dimensions mm								
	d	D	B	G	A	H	E	LA	LB	m
	(mm)	G7								
722505DA/DB	20	52	110	10	38	100	96	51.5	56.5	15
722506DA/DB	25	62	130	12	44	117	116	57	59.5	16
722507DA/DB	30	72	145	12	48.5	129.5	130	59.5	63.5	16
722508DA/DB	35	80	160	12	54	143	140	64	65.5	17
722509DA/DB	40	85	180	12	60	160	160	64.5	69.5	19
722510DA/DB	45	90	180	15	60	160	160	68.5	73	22
722511DA/DB	50	100	192	15	65	172.5	170	75.5	81.5	24
722512DA/DB	55	110	210	15	72	189	180	77	82	23
722513DA/DB	60	120	225	15	77.5	202.5	190	80	86	22



n	C1	S	X	Bearing No.	Adapter Sleeve	Locating Ring		Felt Seal	Weight	
						Number	Q'ty		DA	DB
									kg	kg
12.5	2.5	M10	18.5	1205 K	H205	SR 52×5	1	FS 110	1.10	1.15
				2205 K	H305	ZW 42×52	1			
15	3	M10	19	1206 K	H206	SR 62×6	1	FS 190	1.55	1.55
				2206 K	H306	ZW 50×62	1			
14.5	4	M12	20.5	1207 K	H207	SR 72×8	1	FS 190	1.90	1.90
				2207 K	H307	ZW 65×72	1			
				22207CCK	H307	ZW 65×72	1			
18	3.5	M12	22	1208 K	H208	SR 80×7	1	FS 190	2.51	2.59
				22208 K	H308	ZW 70×80	1			
				22208	H308	ZW 70×80	1			
16.5	3	M12	24	1209 K	H209	SR 85×6	1	FS 190	2.75	2.85
				22209 K	H309	ZW 75×85	1			
				22209 CCK	H309	ZW 75×85	1			
17.5	2.5	M12	25.5	1210 K	H210	SR 90×5	1	FS 190	3.00	3.00
				22210 K	H310	ZW 80×90	1			
				22210 CCK	H310	ZW 80×90	1			
19.5	3	M12	26.5	1211 K	H211	SR 100×6	1	FS 260	3.79	3.90
				22211 K	H311	ZW 85×100	1			
				22211 CCK	H311	ZW 85×100	1			
19	4	M12	27	1212 K	H212	SR 110×8	1	FS 260	4.90	5.01
				22212 K	H312	ZW 90×110	1			
				22212 CCK	H312	ZW 90×100	1			
20	5	M12	28.5	1213 K	H213	SR 120×10	1	FS 260	5.76	5.77
				22213 K	H313	SR 120×2	1			
				22213 CCK	H313	SR 120×2	1			



Housing No.	Shaft Dia.	Dimensions mm								
	d	D	B	G	A	E	J	LA	LB	m
	(mm)	G7								
722515A/B	65	130	190	25	95	215	152	104	104	30
722516A/B	70	140	196	25	98	215	152	110	110	31
722517A/B	75	150	210	25	105	240	170	114	114	31
722518A/B	80	160	210	25	105	240	170	118	118	30
722520A/B	90	180	250	30	125	280	198	127	127	30
722522A/B	100	200	270	30	135	310	219	137	137	30



			Bearing No.	Adapter Sleeve	Locating Ring		Felt Seal	Weight	
n	C1	S			Number	Q'ty		DA	DB
27	8	M16	1215 K	H215	SR 130×8	2	FS 260	9.25	9.25
			2215 K	H315	SR 130×10	1			
			22215 CCK	H315	SR 130×10	1			
36	8.5	M16	1216 K	H216	SR 140×8.5	2	FS 330	9.90	9.50
			2216 K	H316	SR 140×10	1			
			22216 K	H316	SR 140×10	1			
37	9	M16	1217 K	H217	SR 150×9	2	FS 330	11.45	11.15
			2217 K	H317	SR 150×10	1			
			22217 CCK/W33	H317	SR 150×10	1			
38	10	M16	1218 K	H218	SR 160×10	2	FS 330	11.92	12.10
			2218 K	H318	SR 160×10	1			
			22218 CCK/W33	H318	SR 160×10	1			
41	11	M20	1220 K	H220	SR 180×10	1	FS 370	18.5	18.00
					SR 180×12	1			
			2220 K	H320	SR 180×10	1			
			22220 CCK/W33	H320	SR 180×10	1			
44	12.5	M20	1222 K	H222	SR 200×12.5	2	FS 460	22.15	21.40
			2222 K	H322	SR 200×10	1			
			22222 CCK/W33	H322	SR 200×10	1			