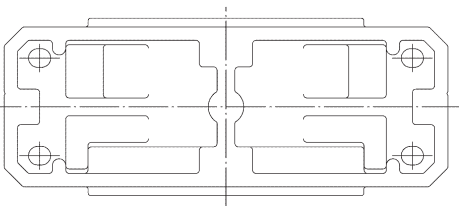
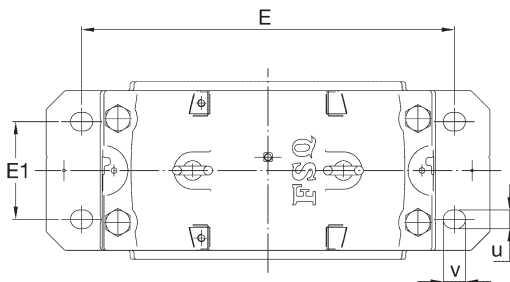
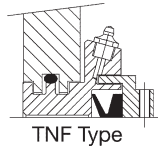
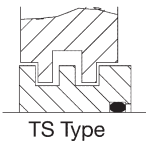
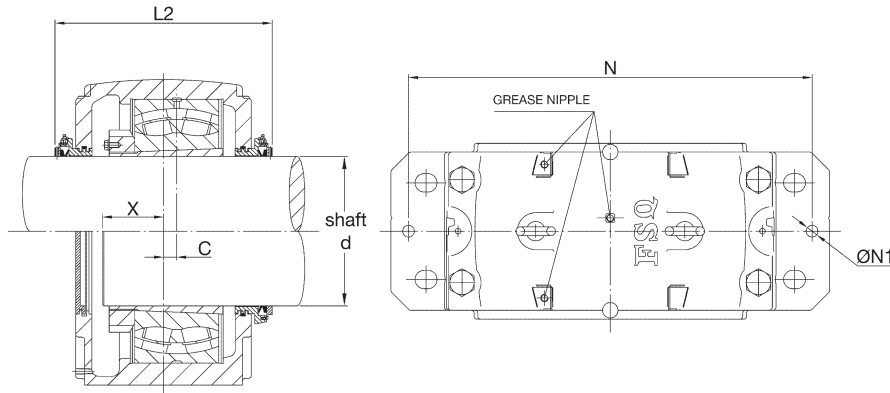


Labyrinth Seals TS design
Standard on SNK Housings



For SNK3088 to 30/500 inclusive.
Please consult FSQ.

Housing No.	Shaft Dia.							
	d	D H7	d1 H12	d2 H12	d3 H12	A h13	B	F
SNK3036	160	280	181.2	196.4	205.2	170	510	108
SNK3038	170	290	191.4	206.4	215.4	180	530	115
SNK3040	180	310	201.4	216.4	225.4	190	560	122
SNK3044	200	340	221.4	236.4	245.4	210	610	130
SNK3048	220	360	241.4	256.4	265.4	220	640	140
SNK3052	240	400	261.6	276.6	285.6	240	700	148
SNK3056	260	420	281.6	296.6	305.6	260	770	166
SNK3060	280	460	301.6	316.8	325.6	280	790	168
SNK3064	300	480	321.8	336.8	345.8	300	830	181
SNK3068	320	520	342.4	357.4	366.4	320	880	197
SNK3072	340	540	362.4	377.4	386.4	320	880	198
SNK3076	360	560	382.4	397.4	406.4	340	950	180
SNK3080	380	600	402.8	417.8	426.8	350	1000	192
SNK3084	400	620	422.8	437.8	446.8	360	1040	194



Dowel pins (OPTIONAL)
 SNK3000 housings are designed for loads acting vertically to the housing base support. If they are to be subjected to moderate or heavy loads acting parallel to the base support, a stop should be provided, or the housing should be pinned to its support. Recommendations for the position and size of holes to take dowel pins are given in table.

Taconite Seals TNF design
 Optional on SNK Housings

Dimensions mm													Optional	Bolt	Spherical	Adapter	Labyrinth	Taconite	End	Weight	Locating			
E	E1	u	v	b	G	H	L	L1	L2	C	X	N	N1	S	Dowel pins	Di.					Roller	Sleeve	Seal	Seal
430	100	28	34	180	70	333	230	240	300	14	72	470	20	24			23036K	H3036	TS3036	TNF36	ETS3036	72	280x17	2
450	110	28	34	190	75	353	240	250	315	15	73	490	20	24			23038K	H3038	TS3038	TNF38	ETS3038	81	290x10	4
480	120	28	34	210	80	375	260	270	335	10	78	520	20	24			23040K	H3040	TS3040	TNF40	ETS3040	109.2	310x10	4
510	130	35	42	230	85	411	280	290	355	10	91	560	20	30			23044K	H3044	TS3044	TNF44	ETS3044	131	340x10	4
540	140	35	42	240	90	434	290	300	380	12	97	590	20	30			23048K	H3048	TS3048	TNF48	ETS3048	141	360x12	4
600	150	35	42	260	95	474	310	315	400	12	103	650	20	30			23052K	H3052	TS3052	TNF52	ETS3052	207	400x22	2
650	160	42	50	280	100	516	320	330	415	13	108	720	20	36			23056K	H3056	TS3056	TNF56	ETS3056	252	420x10	6
670	160	42	50	280	105	551	320	330	415	16	118	740	20	36			23060K	H3060	TS3060	TNF60	ETS3060	260	460x25	2
710	190	42	50	310	110	591	350	360	445	22	121	770	25	36			23064K	H3064	TS3064	TNF64	ETS3064	300	480x10	6
750	200	42	50	330	115	631	370	380	465	23	130	830	25	36			23068K	H3068	TS3068	TNF68	ETS3068	339	520x16	4
750	200	42	50	330	115	631	370	380	465	23	130	830	25	36			23072K	H3072	TS3072	TNF72	ETS3072	342	540x16	4
810	220	42	50	360	120	675	400	410	495	24	131	880	25	36			23076K	H3076	TS3076	TNF76	ETS3076	427	-	-
840	220	42	50	360	120	695	400	410	495	30	145	920	30	36			23080K	H3080	TS3080	TNF80	ETS3080	450	-	-
870	220	42	50	360	120	715	400	410	495	30	146	960	30	36			23084K	H3084	TS3084	TNF84	ETS3084	483	-	-